



RESIDENTIAL ESS SOLUTION

SE-F5 Pro



Comprehensive Protection

Advanced BMS with active fuse



Ultra-efficient

Support Max. 1C charge & 1C discharge.



Flexible Expansion

Max. 32 units in parallel



Easy Maintenance

Auto-networking, Local monitoring mode for battery, remote monitoring mode for ESS



Optimized Energy Density

Integrated PACK: reduced line loss, enhanced energy density



Reliable Durability

Operates reliably in -20°C to 55°C, natural cooling

RESIDENTIAL ESS SOLUTION



Model SE-F5 Pro

Main Parameters

Battery Chemistry	
Capacity	
Scalability ^[1]	
Nominal Voltage	
Operating Voltage	
Nominal Energy	
Useable Energy ^[2]	
Charge Current ^[3]	Recommend
	Max. Continuous
	Peak
Discharge Current ^[3]	Recommend
	Max. Continuous
	Peak

LiFePO ₄
100 Ah
Max. 32 pcs in parallel
51.2 V
44.8 V ~ 57.6 V
5.12 kWh
5.12kWh
50 A
100 A
150 A (120 sec)
50 A
100 A
150 A (120 sec)

Other Parameter

Recommend Depth of Discharge
Dimension (W × H × D) (Without hanging board)
Weight Approximate
LED Indicator
IP Rating of Enclosure
Operating Temperature
Storage Temperature
Relative Humidity
Altitude
Cycle Life
Installation
Communication
Warranty Period ^[4]
Energy Throughput ^[4]
Certification

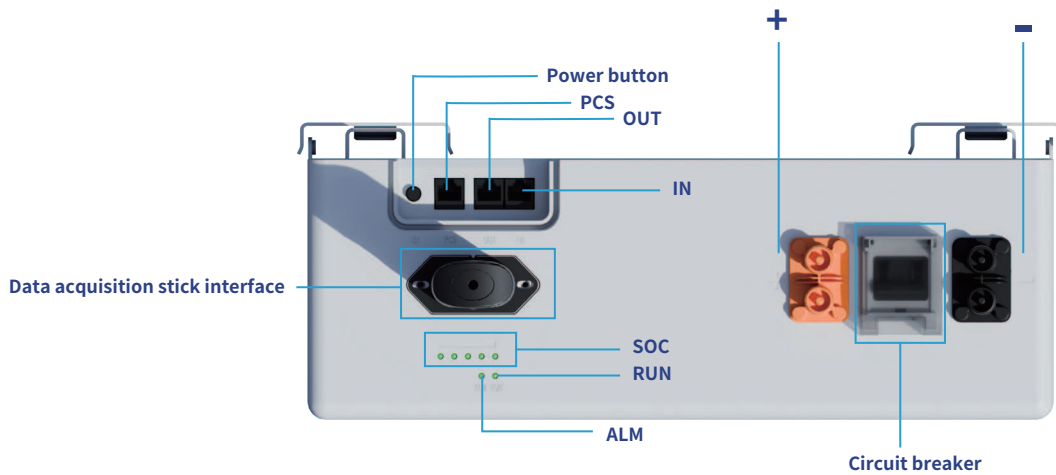
90% DoD
404 × 547 × 141 mm
44 kg
LED (SOC, working, protecting) & Buzzer
IP21
Charge: 0°C~55°C Discharge: -20°C~55°C
0~35°C
95% (non-condensing)
≤3000m
≥6000(25°C±2°C,70%EOL)
Wall-Mounted, Floor-Mounted, Stack-Mounted
CAN2.0, RS485, Optional module, (WiFi+Bluetooth+APP)
10 years
16 MWh
UN38.3, MSDS, CE, CB, VDE2510-50, FCC, UL1973, UL9540A, CEC

[1] Max. 64 pcs can parallel with CAN-Box.

[2]DC Usable Energy, test conditions: 100% DOD, 0.5C charge & discharge at 25°C. System usable energy may vary due to system configuration parameters.

[3] Operating current is affected by temperature and SOC. This max. continuous current is only supported in lithium battery mode; for lead-acid mode, please refer to the manual for the max. continuous current.

[4] Conditions apply, refer to Deye Warranty Letter.



- ⊙ -: Battery negative terminal connection position(Quickly plug and unplug).
- ⊙ +: Battery positive terminal connection position(Quickly plug and unplug).
- ⊙ SOC: These 5 LEDs are used to display the pack SOC and charge or discharge state.
- ⊙ RUN light: green LED lighting to show the battery running status.
- ⊙ ALM light: red LED lighting to show the battery has been alarmed .
- ⊙ Power button: Power on or off the control battery.
- ⊙ PCS: Inverter communication terminal:(RJ45port) follow the CAN protocol (baud rate:500kbps),and RS485(baud rate:9600bps),used to output battery information to the inverter.
- ⊙ OUT: parallel Communication Terminal:(RJ45port) Connect "IN"Terminal of Next battery,for Communication between multiple parallel batteries.
- ⊙ IN: parallel Communication Terminal: (RJ45 port) Connect "OUT" Terminal of Previous battery,for Communication between multiple parallel batteries.
- ⊙ Circuit breaker: Used to manually control the connection between the battery rack and external devices.
- ⊙ Data acquisition stick interface: The location to connect with your Data Logger that is used for data acquisition via WIFI or Bluetooth.

Mounting example


Stacked

Support 6 packs in one cluster parallel connected, allows multiple clusters in parallel



Wall mounted

All support wall mounted installation, and support for multiple packs in parallel




Deye APP (Optional WiFi Data Logger)

Bluetooth APP Monitoring

Low Power (Bluetooth LE)

Automated upgrade

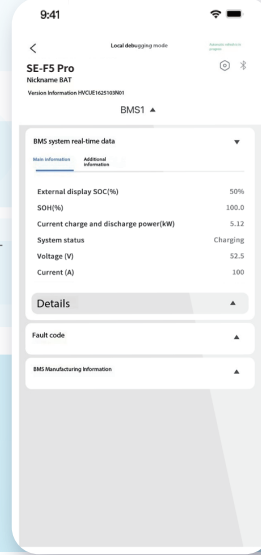


Local monitoring mode for battery

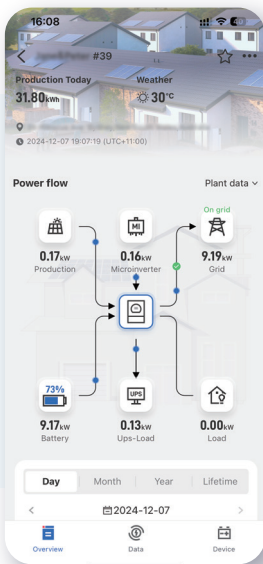
Quick Pairing

No Internet Needed

Portable Control



Remote monitoring mode for ESS(Deye Inverter&Battery)



Real-time Equipment Monitoring

Intelligent Charging/Discharging Strategies

AI Data Analytics

Customized Maintenance

Smarten Up Your Home Energy



Download Deye APP to join us!

Embrace a seamless, effortless energy experience that's both ecofriendly and budget-friendly with our intelligent assistant



Deye ESS / Deye New Energy



www.deyeess.com / www.deyeinverter.com